

**Une trousse de trésors  
pour les parents d'immersion**



**Le conseil scolaire du district de Durham  
2005**

# Acknowledgement

This “Treasure Chest for F.I. parents” is meant to be of assistance during the first few years of your child’s Immersion education.

It’s designed as an easy reference to be used whenever you require a “Quick Fix” for yourself or your child.

We hope it will help you take away the “foreign” feeling F.I. parents first feel when they are embarking on the journey of giving their children the gift of bilingualism.

Special thanks goes out to the following people:

Luigia Ayotte	Superintendent of Education/Programs/Staff Development
Jacqui Steer	Staff Development Officer
Maria DiMauro	Program Facilitator, FSL, Classical and International Languages
Karen Stewart	Creative Services, Programs
Maureen Symons	Creative Services, Programs

## Internet Support

We invite you to access this document on our website at [www.durham.edu.on.ca](http://www.durham.edu.on.ca). Click on Programs and then click again to French Immersion.

In order to facilitate your pronunciation of the french words, links to the expressions can be accessed right on-line!



# *Une trousse de trésors*

## **Table of Contents**

Greetings .....	4
Questions Words .....	5
Expressions .....	6
Classroom Expressions .....	7-11
Seasons and Adjectives.....	12
Colours.....	13
Shapes.....	14
Useful Dialogue.....	15
Customer Service .....	16
Telephone Tips.....	17-18
Correspondence Tips.....	19
Diacritics or Accents.....	20
Punctuation and Diacritics Table .....	21
Punctuation Tips .....	22
Capitalization in French .....	23
Months - Seasons - Days of the Week .....	24
Dates and Numbers .....	25
Times .....	26
Internet Terminology .....	27
Internet Sites for Resources to Support French Programs .....	28-29
French Camps .....	30
Exchange Programs .....	31-32
Information Sources.....	33
Publishers and Bookstores .....	34
Phonics .....	35



# Une trousse de trésors

## Les salutations

Allô  
Bonsoir!  
Bonjour!  
Salut!  
Comment ça va?  
Bonne nuit

Au revoir!  
À lundi!  
À demain!  
Bon appétit!  
Bonne fin de semaine!

S'il vous plaît!  
Merci!  
Bienvenue!  
Pardon!  
Je m'excuse!

Bonne chance!  
Bonne Fête!  
Félicitations!

À bientôt, à tout à l'heure

Comme-ci, comme-ça  
Assez bien  
Bon! D'accord! Ça va!  
Bien  
Bien sûr  
De rien, pas de quoi

## Greetings

Hello!  
Good evening!  
Hello / Good morning!  
Hello / Good bye!  
How are you?!  
Good night

Goodbye!  
Until Monday!  
Until tomorrow!  
Enjoy your food!  
Have a good week-end!

Please!  
Thank you!  
Welcome!  
Excuse me!  
I'm sorry!

Good Luck!  
Happy Birthday!  
Congratulations!

See you later, see you soon,  
so long  
So-so  
Pretty well  
O.K.  
Good  
Of course  
You're welcome



## Les expressions interrogatives

Quoi?

Qui?

Comment?

Où?

Quel?

Pourquoi?

Quand?

Combien?

mais

aussi

parce que

et

cependant

## Question Words

What?

Who?

How?

Where?

Which?

Why?

When?

How much? How many?


but

also

because

and

however





# *Une trousse de trésors*

## **Les expressions**

avant  
après  
ici  
là-bas  
lentement  
pendant, durant  
au-dessus  
au-dessous  
jusqu'à  
Oui, bien sûr!  
Bien sûr que non!  
Quoi de neuf?  
Magnifique!  
Formidable!  
Fantastique!

## **Expressions**

before  
after  
here  
there  
slowly  
during  
on top  
below  
until  
Yes, of course!  
Of course not!  
What's new?  
Magnificent!  
Stupendous! Superb!  
Fantastic!



## Les expressions de la salle de classe

Comment allez-vous?  
Comment ça va?

Quoi encore?  
Quoi de plus?

Je suis désolé(e)

Encore une fois, s'il vous plaît.

Vraiment?

Un moment, s'il vous plaît.

Bien!

Commençons!

Prendre les présences

Il est absent.

Présent(e)

Comment?

Excusez-moi! Pardonnez-moi!

Lentement, s'il vous plaît.

Plus vite, s'il vous plaît.

Êtes-vous prêt(e)?

Tout le monde

Encore, s'il vous plaît.

Répondez à la question.

Commencez, s'il vous plaît.

Apportez vos livres, vos cahiers.

## Classroom Expressions

How are you?

What else?

I'm sorry

Once more, please.

Right? Really?

Just a moment, please.

Fine!

Let's begin!

to take attendance

He is absent.

present

What did you say?

Excuse me.

Slowly, please.

Faster, please

Are you ready

everyone

Again please!

Answer the question.

Begin, please.

Bring your books, workbooks.



# *Une trousse de trésors*

## **Les expressions de la salle de classe**

Fermez \_\_\_\_

Continuez

Zut!

Ne parlez pas!

N'écrivez pas!

Comment dit-on \_\_\_\_?

Que signifie ce mot?

J'attends

Ce n'est pas correct.

C'est votre tour.

C'est le tour de \_\_\_\_\_

Je ne comprends pas  
le mot.  
la phrase.  
la réponse.  
la question.  
les devoirs.  
l'exercice.  
le problème.

Allons au laboratoire.

Corrigeons les devoirs.

À haute voix

Écoutez!

## **Classroom Expressions**

Close

Continue

Darn it!

Don't talk?

Don't write!

How does one say \_\_\_\_?

What does this word mean?

I'm waiting.

It's not correct.

It's your turn.

It's \_\_\_\_\_'s turn.

I don't understand  
the word.  
the sentence.  
the answer.  
the question.  
the homework.  
the exercise.  
the problem.

Let's go to the lab.

Let's check the homework.

loudly

Listen!

## Les expressions de la salle de classe

Pas si vite.

Quelle bêtise!

Ouvrez vos livres!

Fermez vos livres!

Faites attention!

Répétez, s'il vous plaît.

Lisez!

Lisez à haute voix!

Étudiez.

Écrivez!

Dites-le en français.

Asseyez-vous

Levez-vous

Les devoirs pour demain sont \_\_\_\_

Sortez vos devoirs!

Traduisez.

C'est assez. Ça suffit.

C'est tout.

C'est tout.

Que veut dire \_\_\_\_?

À quelle page sommes-nous?

## Classroom Expressions

Not so fast.

Nonsense.

Open your books!

Close your books!

Pay attention!

Repeat, please.

Read

Read aloud?

Study.

Write.

Say it in French.

Sit down.

Stand up.

The homework for tomorrow is \_\_\_\_

Take out your homework.

Translate.

That's enough.

That's enough.

That's all.

What does \_\_\_\_ mean?

What page are we on?



# *Une trousse de trésors*

## **Les expressions de la salle de classe**

Quelle est la date?  
Quel jour sommes-nous?  
De quoi avons-nous besoin?  
Qu'est-ce que nous faisons aujourd'hui?  
À haute voix  
Écoutez!  
Apprenez le dialogue par coeur.  
Puis-je tailler mon crayon?  
Puis-je utiliser l'agrafeuse?  
Puis-je aller aux toilettes?  
Puis-je boire de l'eau?  
Puis-je sortir de la salle de classe?  
Puis-je aller au bureau?  
Vous avez faites une faute.  
Faut-il sauter une ligne?  
Demandez-le-moi.  
Suivez les instructions.  
J'ai perdu mon (ma) (mes) \_\_\_\_  
Mettez-les sur mon bureau.  
Je veux faire une annonce.  
Donnez-moi le papier.  
Attention, s'il vous plaît!  
Je ne sais pas.

## **Classroom Expressions**

What is the date?  
What day is it?  
What do we need?  
What are we doing today?  
Loudly  
Listen.  
Memorize the dialogue.  
May I sharpen my pencil?  
May I use the stapler?  
May I go to the washroom?  
May I get a drink?  
May I leave the room?  
May I go to the office?  
You made a mistake.  
Do we skip a line?  
Ask me that.  
Follow the instructions.  
I have lost my \_\_\_\_  
Put them on my desk.  
I want to make an announcement.  
Give me the paper.  
Attention, please!  
I don't know.

## Les expressions de la salle de classe

J'ai oublié mes devoirs.

J'ai une question.

Je n'ai pas \_\_\_\_

Immédiatement.

Il n'y a pas de devoirs?

## Classroom Expressions

I forgot my homework.

I have a question.

I don't have \_\_\_\_

Immediately.

Isn't there any homework?





# Une trousse de trésors

## Les saisons

L'automne  
du 21 septembre  
au 21 décembre



L'hiver  
du 21 décembre  
au 21 mars



Le printemps  
du 21 mars  
au 21 juin



L'été  
du 21 juin  
au 21 septembre



## Seasons

Autumn  
from September 21  
to December 21

Winter  
from December 21  
to March 21

Spring  
from March 21  
to June 21

Summer  
from June 21  
to September 21

## Les adjectifs

grand, grands, grande, grandes  
gros, grosse, grosses  
beau, beaux, belle, belles  
gentil, gentils, gentille, gentilles  
rond, ronds, ronde, rondes  
bon, bons, bonne, bonnes  
rapide, rapides  
content, contents, contente, contentes  
petit, petits, petite, petites  
mince, minces  
laid, laids, laide, laides  
méchant, méchants, méchante, méchantes  
carré, carrés, carrée, carrées  
mauvais, mauvaise, mauvaises  
lent, lents, lente, lentes  
triste, tristes

## Adjectives

tall  
fat  
beautiful  
kind  
round  
good  
fast  
happy  
small  
thin  
ugly  
mean  
square  
sour  
slow  
sad

## Les couleurs

vert, verts, verte, vertes  
blanc, blancs, blanche, blanches  
bleu, bleus, bleue, bleues  
or  
argent, argents, argente, argentes  
brun, bruns, brune, brunes  
noir, noirs, noire, noires  
beige, beiges  
jaune, jaunes  
bronze, bronzes  
mauve, mauves  
violet, violets, violette, violettes  
orange  
rouge, rouges  
rose, roses  
gris, grise, grises

## Colours

green  
white  
blue  
gold  
silver  
brown  
black  
beige  
yellow  
bronze  
mauve  
purple  
orange  
red  
rose  
grey



## De quelle couleur sont tes cheveux?

noirs  
bruns  
blonds  
gris  
châtains  
roux  
blancs

## What colour is your hair?

black  
brown  
blonde  
grey  
light brown  
red  
white



# *Une trousse de trésors*


## Les formes

## Shapes

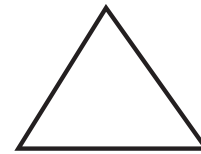
un rectangle



un cercle



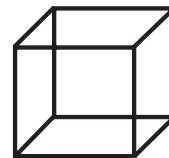
un triangle




un carré



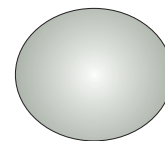
un cube



un cône




une sphère



un ovale



un losange



## Dialogue utilisé

Comment t'appelles-tu?  
Je m'appelle \_\_\_\_

Quel âge as-tu?  
J'ai \_\_\_\_ ans.

Quand est ton anniversaire?  
Mon anniversaire est le \_\_\_\_

Où habites-tu?  
J'habite à \_\_\_\_

Quel est ton adresse?  
Mon adresse est \_\_\_\_

Comment s'appelle ton père?  
Mon père s'appelle \_\_\_\_

Comment s'appelle ta mère?  
Ma mère s'appelle \_\_\_\_

Combien de frères as-tu?  
J'ai \_\_\_\_ frère(s).

Combien de soeurs as-tu?  
J'ai \_\_\_\_ soeur(s).

À quelle école vas-tu?  
Je vais à l'école \_\_\_\_

Comment s'appelle ton école?  
Mon école s'appelle \_\_\_\_

Dans quelle année es-tu?  
Je suis en \_\_\_\_ année.

## Useful Dialogue

What is your name?  
My name is \_\_\_\_

How old are you?  
I am \_\_\_\_ years old.

When is your birthday?  
My birthday is \_\_\_\_

Where do you live?  
I live at \_\_\_\_

What is your address?  
My address is \_\_\_\_

What is your father's name?  
My father's name is \_\_\_\_

What is your mother's name?  
My mother's name is \_\_\_\_

How many brothers do you have?  
I have \_\_\_\_ brother(s).

How many sisters do you have?  
I have \_\_\_\_ sister(s).

What school do you go to?  
I go to \_\_\_\_ school.

What is the name of your school?  
The name of my school is \_\_\_\_

What grade are you in?  
I am in grade \_\_\_\_ .



# *Une trousse de trésors*

## **Service à la clientèle**

Puis-je vous aider?

Pouvez-vous attendre une minute? Je vais chercher quelqu'un qui est bilingue?

Puis-je avoir votre nom, s'il vous plaît?

Pouvez-vous épeler votre nom, s'il vous plaît?

Pouvez-vous répéter, s'il vous plaît?

Désirez-vous prendre un rendez-vous?

Prenez un numéro, s'il vous plaît?

Pardon.

Merci.

De rien.

## **Customer Service**

May I help you?

Can you wait a moment while I get someone that is bilingual?

May I have your name please?

Could you please spell your name?

Could you please repeat please?

Would you like to make an appointment?

Take a number please.

Excuse me.

Thank you.

You're welcome



## Les appels téléphoniques

## Telephone Tips

Bonjour \_\_\_\_

Hello \_\_\_\_

Un moment s'il vous plaît.

One moment please.

Ne quittez pas.

Hold the line please.

Je vais transférer votre appel.

I will transfer your call.

Je regrette, il/elle/

I'm sorry, he/she

- ne peut pas prendre votre appel

- is unable to take your call

- est en réunion

- is at a meeting

- est hors du bureau

- is away from the office

Puis-je vous aider?

May I help you?

La ligne est occupée.

The line is busy.

Vous avez composé le mauvais numéro.

You have the wrong number.

Voulez-vous parler à une autre personne?

Would you like to speak to someone else?

Désirez-vous laisser un message?

Do you wish to leave a message?

Puis-je avoir votre numéro de téléphone?

May I have your phone number?

Quel est l'indicatif régional?

What is your area code?





# *Une trousse de trésors*

## **Les appels téléphoniques**

Puis-je avoir votre numéro de télécopieur?

Avez-vous un courriel?

Puis-je avoir votre courriel?

Avez-vous un site internet?

Quelle est l'adresse de votre site internet?

Merci de votre appel.

## **Telephone Tips**

May I have your fax number?

Do you have e-mail?

May I have your e-mail?

Do you have a Website?

What is your Website address?

Thank you for your call.



## La correspondance

## Correspondence Tips

### Date

Le 24 janvier 2005

- When the date is on its own, (not within a sentence) the L in Le is always capitalized
- first letter of the month is not capitalized
- no punctuation

January 24, 2005

### Adresse

Monsieur John Smith  
Madame Jane Smith  
24, rue Bay Sud,  
Bureau 304  
Toronto ON  
M7A 3B2

- comma after the address number
- cardinal point comes after the name of the street and is capitalized
- Note: French abbreviation for apartment is app.

Mr. John Smith  
Ms. Jane Smith  
24 Bay Street South  
Room 304  
Toronto ON  
M7A 3B2

Apartment

### Salutation

Madame,  
Monsieur,  
- comma after the salutation

Dear Ms. Smith:  
Dear Mr. Smith:

Veillez agréer, Madame, mes  
salutations cordiales.  
- avoid the expressions Bien à vous,  
Sincèrement \_\_\_\_

Yours sincerely,

p.j.  
c.c.  
t.c.

Enclosure  
cc:  
bcc:



# Une trousse de trésors

## Diacritics or Accents

### Why they're important and how to do them.

Many words in the French language require diacritics (**special marks**). **Accents** (as in mère), **diaeresis** (as in Noël) and the **cedilla** (as in français) affect the pronunciation of words. In the case of accents, however, they can also change the meaning of the word. The following examples demonstrate how important it is to use accents:

Montant dû (amount **due**) - du pain (**some** bread)  
Passe la balle (**pass** the ball) - le passé (the **past**)  
Il était là (he was **there**) - la fleur (**the** flower)

Diacritics are used with **vowels** as well as with the letter c. French diacritics are required on **upper case** letters just as they would be on **lower case letters** (ex,: ministère - MINISTÈRE).

In most word processing software, lower and upper case diacritics can be **achieved** under **Insert/Symbol**.

However, another easy way of producing diacritics is to **use** the **ALT key** along with your keypad. Follow these simple steps to create a diacritic:

1. **Use** the **enclosed Diacritic Table** to select the appropriate combination of letter/diacritic and corresponding number.
2. **Press** and **hold down** the **ALT key** and then compose the **corresponding number** from the number keypad (ensure that the **Number Lock is on**).
3. **Release** and your character will appear.

## Punctuation and Diacritics Table

: **A** : : **E** : : **I** : : **O** : : **U** : : **C** :



To the right of our keypad turn “NumLock” on, press ALT, hold and press the desired numbers, and release.

à - 133	: é - 130	: î - 140	: ô - 147	: ù - 151	: ç - 135
À - 0192	: É - 144	: Î - 0206	: Ô - 0212	: Ù - 0217	: Ç - 128
â - 131	: è - 138	: ï - 139	:	: û - 150	:
Â - 0194	: È - 0200	: Ï - 0207	:	: Ü - 154	:
	: ê - 136	:	:	:	:
	: Ê - 0202	:	:	:	:
	: ë - 137	:	:	:	:
	: Ë - 0203	:	:	:	:
<b>French quotation marks</b>	:	:	:	:	:
	: « - 174	: » - 175	:	:	:
	:	:	:	:	:

**Note:** The use of diacritics is **mandatory** when using either **lower case** or **upper case** and when **capitalizing words** in French.

The following is a list of diacritics used in French:

- ´ accent aigu - **acute accent**
- ` accent grave - **grave accent**
- ^ accent circonflexe - **circumflex accent**
- ¨ tréma - **diaeresis**
- ¸ cédille - **cedilla**

**Note:** When French words contain œ and æ such as œuvre, œuf, œil, vœux, curriculum vitæ, etc., the œ and æ **are together**. Although this usage is not mandatory, it is highly recommended when writing in French. To achieve these styles, use the **following alt keys**:

Æ - alt 145      œ - alt 146      œ - alt 0156      Œ - alt 0140



# Une trousse de trésors

## La ponctuation

### Nombres

1 343,57 \$

- a space replaces the comma and a comma replaces the period
- a space after the number followed by the dollar sign

2 000 500 personnes

- a space replaces the comma

5 millions de dollars

### Temps

15 h 30

- a space on both sides of the h

### Guillemets

« le ciel est bleu »

- one space after opening quotation marks and one space before closing quotation marks

### Deux points

Vous trouverez la liste ci-dessous : papier, notes \_\_\_\_

- one spaces before and two space after the colon

### Point-virgule

Elle travaille beaucoup; elle veut réussir son examen.

- no space before and one space after the semi-colon

### Point

Les dossiers à fermer.

- same rules as in English

## Punctuation Tips

### Numbers

\$1,343,.57

2,000,500 people

5 million dollars

### Time

3:30 p.m.

### Quotation marks

“The Sky is blue”

### Colon

The following is a list:  
paper, notebook \_\_\_\_

### Semi-colon

She works hard; she wants to pass her exam.

### Period

Files to be closed.

## Capitalization in French

### MINISTRY NAMES

The letter “**m**” in the word **ministère** is generally **not capitalized** in French, **unless** the name of a ministry is used in a **business card**, on **letterhead** or **signage**. Each **complement/qualifier** is **capitalized**.

Example:

The Ministry of Agriculture, Food and Rural Affairs **becomes** Le ministère de l’Agriculture, de l’Alimentation et des Affaires rurales.

### NATIONALITIES

When referring to **one’s nationality** or citizenship, **capitalization is required** in French. However, when this same word is used as an **adjective**, it is not **capitalized**.

Example:

Les Canadiens aiment l’hiver (Canadians like winter).  
Le peuple canadien aime l’hiver (The Canadian people like winter).

### LANGUAGES

In French, languages are not capitalized.

Example:

The French and English languages are very different **becomes** Les langues française et anglaise sont très différentes.

### DATES AND DAYS OF THE WEEK

Months and days of the week are never capitalized in French.

Example:

I received your letter of Tuesday, March 6, 2003 **becomes** J’ai reçu votre lettre du mardi 6 mars 2003.

### GEOGRAPHIC NAMES:

Geographic **names** are always **capitalized** in French.

Example:

The province of Ontario

**becomes**

La province de l’Ontario.

### CARDINAL POINTS

**Cardinal points** are **capitalized** in French when they refer to the name of a geographical region, when they are part of an electoral district and when they are part of an address.

Example:

Western Canada **becomes** l’Ouest canadien  
York-South **becomes** York-Sud  
33 King Street South **becomes** 33, rue King Sud

When the cardinal point refers to a direction, it is not capitalized.

Example:

The building faces the north **becomes** L’édifice fait face au nord.

### PROPER NOUNS AND TITLES

**Proper nouns** are **capitalized**, however titles are generally not capitalized in French.

Example:

Mr. David Lalonde, Executive Director of the Communications Branch **becomes** M. David Lalonde, directeur Général de la Division des communications

and

Mrs. Rolande Duval, Unit

Manager

**becomes**

Mme Rolande Duval, chef de service



# *Une trousse de trésors*

## **Months - Seasons - Days of the Week**

Months	Dates	abréviations
January	janvier	jan.
February	février	fév.
March	mars	mars
April	avril	avr.
May	mai	mai
June	juin	juin
July	juillet	juil.
August	août	août
September	septembre	sept.
October	octobre	oct.
November	novembre	nov.
December	décembre	déc.

Days of the Week	Jours de la semaine
Sunday	dimanche
Monday	lundi
Tuesday	mardi
Wednesday	mercredi
Thursday	jeudi
Friday	vendredi
Saturday	samedi

Seasons	Saisons
spring	le printemps
summer	l'été
fall	l'automne
winter	l'hiver

## Dates and Numbers

### Dates - Dates

---

1	le premier	17	le dix-sept
2	le deux	18	le dix-huit
3	le trois	19	le dix-neuf
4	le quatre	20	le vingt
5	le cinq	21	le vingt et un
6	le six	22	le vingt-deux
7	le sept	23	le vingt-trois
8	le huit	24	le vingt-quatre
9	le neuf	25	le vingt-cinq
10	le dix	26	le vingt-six
11	le onze	27	le vingt-sept
12	le douze	28	le vingt-huit
13	le treize	29	le vingt-neuf
14	le quatorze	30	le trente
15	le quinze	31	le trente et un
16	le seize		

### Numbers - Chiffres

---

1	un	100	cent
31	trente et un	150	cent cinquante
54	cinquante-quatre	200	deux cents
70	soixante-dix	220	deux cent vingt
80	quatre-vingts	1 000	mille
90	quatre-vingt-dix	10 000	dix mille
95	quatre-vingt-quinze	200 000	deux cent mille
97	quatre-vingt-dix-sept		



# *Une trousse de trésors*

## Times

A.M.	Avant-midi	P.M.	Après-midi
1 o'clock	1 h - une heure	1 o'clock	13 h - treize heures
2 o'clock 2:10	2 h - deux heures 2 h 10 - deux heures dix	2 o'clock 2:30	14 h - quatorze heures 14 h 30 - quatorze heures trente
3 o'clock 3:15	3 h - trois heures 3 h 15 - trois heures dix	3 o'clock 3:40	15 h - quinze heures 15 h 40 - quinze heures quarante
4 o'clock	4 h - quatre heures	4 o'clock	16 h - seize heures
5 o'clock 5:20	5 h - cinq heures 5 h 20 - cinq heures vingt	5 o'clock 5:50	17 h - dix-sept heures 17 h 50 - dix-sept heures cinquante
6 o'clock	6 h - six heures	6 o'clock	18 h - dix-huit heures
7 o'clock	7 h - sept heures	7 o'clock	19 h - dix-neuf heures
8 o'clock	8 h - huit heures	8 o'clock	20 h - vingt heures
9 o'clock	9 h - neuf heures	9 o'clock	21 h - vingt et une heures
10 o'clock	10 h - dix heures	10 o'clock	22 h - vingt-deux heures
11 o'clock	11 h - onze heures	11 o'clock	23 h - vingt-trois heures
12 o'clock	12 h - midi - Noon	12 o'clock	minuit - Midnight

## Internet Terminology

### French

@ : a commercial, arrobas  
fichier joint  
sauvegarder  
signet  
naviguer/navigateur  
service de livraison électronique  
courriel, courrier électronique  
coupe-feu  
page d'accueil  
icône  
internet, site internet  
intranet  
lien, hyperlien, passerelle  
fusionner  
en ligne  
redémarrer/relancer  
numériser/numériseur  
moteur de recherche  
plan du site  
barre de défilement  
décompresser, décompresser  
télécharger et télédécharger  
page web  
site internet  
webmestre  
compresser, compresser  
format comprimé

### English

@: at-sign  
Attached file  
Back-up  
Bookmark  
Browse/browser  
Electronic service delivery  
E-mail  
Firewall  
Home page  
Icon  
Internet, internet site  
Intranet  
Link, hyperlink  
Merge  
Online  
Reboot/restart  
Scan/scanner  
Search engine  
Site map  
Scroll bar  
Unzip, decompress  
Upload and download  
Web page  
Website  
Webmaster  
Zip  
Zip format

When providing a Website address over the phone:

L'adresse de mon site internet  
est: <http://www.ofa.gov.on.ca>

My Website address is:  
<http://www.ofa.gov.on.ca>

In French, we refer to: deux  
points, deux barres obliques et  
point.

In English, we refer to: a colon,  
2 forward slashes and dot.



# Une trousse de trésors

## Internet Sites for Resources to Support the French Program

<b>Titles</b>	<b>Internet Address</b>	<b>Description</b>
Atlas géographique mondial	<a href="http://www.atlasgeo.net">www.atlasgeo.net</a>	world atlas
Canadian Parents For French	National <a href="http://www.cpf@ominimage.ca">http://www.cpf@ominimage.ca</a> Provincial <a href="http://www.cpfont@idirect.com">http://www.cpfont@idirect.com</a>	support group for parents of children in French language program
Centre Franco-Ontarien de Ressources Pédagogiques	<a href="http://www.cforp.on.ca">http://www.cforp.on.ca</a>	wide selection of books, videos and software
Chansons du Québec et ses cousines	<a href="http://www.chansonduquebec.com">www.chansonduquebec.com</a>	reference site on Francophone music
EQAO	<a href="http://www.eqao.com">www.eqao.com</a>	Information on the Grades 3, 6, 9 and 10 Provincial testing
French Links	<a href="http://www.utm.edu/departement/french/french.html">www.utm.edu/departement/french/french.html</a>	Tennessee Bob's links to a variety of French web sites
Homework Help	<a href="http://www.sosdevoirs.org">www.sosdevoirs.org</a>	help to complete homework - Gr. 1-12
Les Médias	<a href="http://www.canoe.qc.ca">www.canoe.qc.ca</a>	Quebecor media site
Les Rendez-vous de la Francophonie	<a href="http://rendezvous.francophonie.com">http://rendezvous.francophonie.com</a>	Information on "Les Rendezvous de la Francophonie", a celebration of French language learning & culture
Ministry of Ontario	<a href="http://www.edu.gov.on.ca">http://www.edu.gov.on.ca</a>	links to french curriculum documents
More French Links	<a href="http://isu.edu/~nickcrai/frenlinx.html">http://isu.edu/~nickcrai/frenlinx.html</a>	travel, museums, magazines, education news and media, music, business, language and literature, miscellaneous
National Film Board	<a href="http://www.onf.ca/jeunesse">www.onf.ca/jeunesse</a>	games on the National Film Board site
On-line Dictionary	<a href="http://www.francophonie.hachette-livre.fr/contenu.html">http://www.francophonie.hachette-livre.fr/contenu.html</a>	French Dictionary
Ontario Teachers' Federation	<a href="http://www.otffeo.on.ca">http://www.otffeo.on.ca</a>	Resources to support the French language
Radio-Canada	<a href="http://www.radio-canada.ca">http://www.radio-canada.ca</a>	program schedules and programs site
Reading A-Z	<a href="http://www.readinga-z.com">www.readinga-z.com</a>	access to French levelled books
Reading in French	<a href="http://globegate.utm.edu/french/globegate_mirror/reading.html">http://globegate.utm.edu/french/globegate_mirror/reading.html</a>	newspaper, literature, kids, books, search engines, jokes, recipes____
Scholastic	<a href="http://www.scholastic.ca/editions">www.scholastic.ca/editions</a>	Primary/Junior/Intermediate information on Book Clubs. Access to other French links.
TFO	<a href="http://www.tfo.org/">http://www.tfo.org/</a>	French TV Ontario

## Titles

## Internet Address

## Description

The Canadian Association Second Language Teachers Inc. (CASLT)	<a href="http://www.caslt.org">http://www.caslt.org</a> <a href="http://www.caslt.org/teachers&lt;br/&gt;activities.htm">http://www.caslt.org/teachers activities.htm</a>	Links to a variety of websites and of resources
Top 20 On-Line Activities	<a href="http://www.quia.com/dir/french">http://www.quia.com/dir/french</a>	Quia users have created activities in the topics of vocabulaire, verbes, saisons, and other topics relevant to the elementary curriculum. These activities have been created by Quia's subscribers.
Bonjour de France	<a href="http://www.bonjourdefrance.com">http://www.bonjourdefrance.com</a>	A very comprehensive site for language. All directions are French.
Français pour Voyageurs	<a href="http://www.travlang.com/&lt;br/&gt;language/index.html">http://www.travlang.com/ language/index.html</a>	When you get to this home page, scroll down to the flags - "Français" under the French flag, and click to link to a menu.
French Theme Page	<a href="http://www.enchantedlearning.&lt;br/&gt;com/themes/french.shtml">http://www.enchantedlearning. com/themes/french.shtml</a>	From enchantedlearning.com; a picture dictionary, information quizzes, and printouts to colour. Great for occasional teachers.
FSL Activities with	<a href="http://fslactivities.sd61.bc.ca">http://fslactivities.sd61.bc.ca</a>	French activities and resources for learners And teachers.
More than 75 good reasons to study french	<a href="http://www.ecu.edu.au/ses/iccs/&lt;br/&gt;cware/french/motivation/&lt;br/&gt;Whyfren.htm">http://www.ecu.edu.au/ses/iccs/ cware/french/motivation/ Whyfren.htm</a>	A comprehensive list of reasons for students to continue to study French.
Worksheets to Go - Languages	<a href="http://school.discovery.com/&lt;br/&gt;teachingtools/worksheet/&lt;br/&gt;generator/wtg/lang.html">http://school.discovery.com/ teachingtools/worksheet/ generator/wtg/lang.html</a>	Over 40 ready-made worksheets, mostly to do with verbs and vocabulary, in scramble" and "matching" activity formats. Also allows registered teachers to make their own and save. Part of the well-respected "Discovery School" mega-site.
<b>Les Fêtes et les tradition</b>		
Carnaval de Québec	<a href="http://www.carnaval.qc.ca">http://www.carnaval.qc.ca</a>	Official site of the Québec Winter Carnaval. Contains up-to-date resources in English and French for both teachers and students.
Les Fêtes et les traditions	<a href="http://www.cortland.edu/fteach&lt;br/&gt;/civ/fetes/fetes.htm">http://www.cortland.edu/fteach /civ/fetes/fetes.htm</a>	Complétez le paragraphe et le calendrier pour vérifier vos connaissances.
Ile des fêtes	<a href="http://www.lescale.net/fetes.htm">http://www.lescale.net/fetes.htm</a>	Noël, l'Halloween, la fin des classes, etc. À l'approche de chaque fête, créons pour toi un site amusant.
Traditions de Noël en France et au Canada	<a href="http://www.cultural.gouv.fr/&lt;br/&gt;culture/noel/franc/noël.htm">http://www.cultural.gouv.fr/ culture/noel/franc/noël.htm</a>	Cette exposition imaginaire vous présente les traditions de France et au Canada; présentée par la Ministère de la culture de France.
ONTERM	<a href="http://www.onterm.gov.on.ca">www.onterm.gov.on.ca</a>	The Ontario government bilingual terminology website. Terminology Hotline 416 327-2723.

## SEARCH ENGINES

### Search Engine

Google Canada  
Google France  
Voilà  
La Toile du Québec  
Yahoo!  
MSN France  
Francité  
Nomade

### URL

<http://www.google.ca>  
<http://www.google.fr>  
<http://www.voila.fr>  
<http://www.toile.qc.ca>  
<Http://www.yahoo.fr>  
<http://www.fr.msn/leguide/default.asp>  
<http://francité.com>  
<http://www.nomade.fr>



# Une trousse de trésors

## French Camps



Only when the student has to use French outside the classroom does the second language become real, relevant, and necessary. Some Core French students may wish to enrol in summer camps to extend their French learning. Check the Canadian Parents for French web sites for additional regional camps and information.

### French Camps

Some Parks and Municipal Recreation Departments organize French day camps if there are enough requests. Other camps can be found in Ontario and Quebec.

1. CPF Camp Chez Nous: a summer camp organized by Canadian Parents for French ([www.cpfont.on.ca](http://www.cpfont.on.ca))  
c/o Sharon Trivers  
4 Janellan Terrace  
Scarborough, ON M1E 3M9  
Tel: (416) 284-2597  
E-mail: [campcheznous@hotmail.com](mailto:campcheznous@hotmail.com)
2. CPF Ontario & the Krotwright Centre For Conservation  
736 Bathurst St.  
Toronto, ON  
Contact: Brigitte  
Tel: (905) 366-1012  
1-800-667-0594  
E-mail: [brigitte@cpfont.on.ca](mailto:brigitte@cpfont.on.ca)
3. CPF Ontario Camp Tournesol  
169 Oake Dr.  
Mississauga, ON L5G 3M2  
E-mail: [camptournesol@rogers.com](mailto:camptournesol@rogers.com)
4. Toronto French School Camp d'été:  
Three 2 week sessions for children  
From ages 4 to 12.  
(416) 631-7752

Camp Name	Age/Group	Activities	Phone #
Air Eau Bois	6 - 17	Outdoor adventures	(819) 457-4040 <a href="http://www.aireaubois.com">www.aireaubois.com</a>
Beauvallon	4 - 16	International sports and education program	(450) 299-2506 <a href="http://www.beauvallon.com">www.beauvallon.com</a>
Camp Franco-jeunesse	12 - 17	French Immersion (a quick way to learn French in a month)	(514) 352-5434 / (514) 766-4834 <a href="http://www.camp-franco-jeunesse.com">www.camp-franco-jeunesse.com</a>
French Summer Camp "Laurentides"	8 - 15	French language immersion	(450) 430-6035 <a href="http://www.sbcm@total.net">www.sbcm@total.net</a>
Laurentides	4 - 16	Sports and horseback riding	1-800-352-3556 / (819) 425-3556 <a href="http://www.pleinairlaurentides.com">www.pleinairlaurentides.com</a>
Nominique	7 - 15	Wilderness canoe trips (boys only)	1-866-856-1333 / (819) 278-3383 <a href="http://www.nominique.com">www.nominique.com</a>
Odyssee	4 - 18	Outdoor sports	1-888-699-9091 <a href="http://www.camps-odyssee.com">www.camps-odyssee.com</a>
Wilvaken	9 - 15	International, bilingual; outdoor and culture activities	(450) 458-5051 / (819) 843-5353 <a href="http://www.wilvaken.com">www.wilvaken.com</a>

## Exchange Programs

The following organizations offer a variety of programs in different French speaking countries. They differ in length, age, and format.

PROGRAM	AGE	DESCRIPTION
Canadian Educational Exchange Foundation (CEEF) 250 Bayview Drive Barrie ON L4N 4Y8 Tel: 1-800-899-8367 Fax: (705) 739-7764 Web Site: <a href="http://www.ceef.ca">www.ceef.ca</a> E-mail: <a href="mailto:info@ceef.ca">info@ceef.ca</a>	14 - 17	Individual exchange programs for ages 14-17 which include a three month reciprocal exchange and a summer reciprocal exchange.
International Student Exchange - Ontario (ISE) Suite 486, 65, Cedar Point Drive Barrie ON L4N 9R3 Tel: (705) 722-9440 Fax: (705) 722-9441 Web Site: <a href="http://www.iseontario.on.ca">www.iseontario.on.ca</a> E-mail: <a href="mailto:ise.ontario@home.com">ise.ontario@home.com</a>	12 - 18	A non-profit organization offering Ontario students reciprocal exchange programs in Quebec and Europe.
AFS Intercultural Canada 1231 St. Catherine St. W., Suite 505 Montreal QC H3G 1P5 Tel: 1-800-361-7428 or (514) 288-3282 Fax: 1-800-361-1879 or (514) 843-9119	15 - 18	Academic year, semester, and summer programs in different countries. Opportunities for families to host exchange students.
Canadian Crossroads International 31 Madison Ave. Toronto ON M5R 2S2 Tel: (416) 967-0801 Fax: (416) 967-9078	15 - 18	Work in developing countries.
NACEL #208 - 82 Ave. Edmonton AB T6C 0Z2 Tel: 1-800-661-6223 Fax: 1-800-837-4988 Web Site: <a href="http://www.nacel.ca">www.nacel.ca</a>	13 - 18	International exchanges including <i>au pair</i> program, home stay in French, and hosting opportunities.



# Une trousse de trésors

## Exchange Programs

PROGRAM	AGE	DESCRIPTION
<p>Society for Education Visits and Exchange in Canada (SEVEC) 201 - 57 Auriga Drive Nepean ON K2E 8B2 Tel: (613) 988-3760 or 1-800-387-3832 ext. 250 Fax: (613) 998-7094 Web Site: <a href="http://www.exchanges.sevec.ca">www.exchanges.sevec.ca</a> E-mail: <a href="http://www.canadaexchanges.org">www.canadaexchanges.org</a></p>	12 - 16	Educational visits for groups of students.
<p>Student Work Abroad Program Travel CUTS - SWAP France 187 Collage St. Toronto ON M5T 1P7 Tel: (416) 979-2460 Fax: (416) 979-8167 Web Site: <a href="http://www.travelcuts.com/english/html/swap">www.travelcuts.com/english/html/swap</a></p>	18 and up	Full-time post-secondary students and high school grads with a working knowledge of French can earn money abroad while practising and improving their French.
<p>Summer Student Job Exchange Program 800 Place d'Youville, 4ième étage Québec QC G1R 3P4 Tel: 1-800-463-2355 or (416) 643-6965 Fax: (418) 643-7901 Web Site: <a href="http://www.placement-etudiant.misct.vouv.qc.ca">www.placement-etudiant.misct.vouv.qc.ca</a> E-mail: <a href="mailto:peq@misct.gouv.qc.ca">peq@misct.gouv.qc.ca</a></p>	15 - 18	Work in a government office matching their post-secondary field of study.



## Information Sources

### **Alberta Education**

They have published a very helpful book for parents entitled *Yes, You Can Help!*

Tel: (780) 427-5775

E-mail: [www.lrdc.edc.gov.ab.ca](http://www.lrdc.edc.gov.ab.ca)

### **Alliance Française of Toronto**

Special events and conversational French.

Tel: (416) 922-2014

### **Canadian Parents for French - Canada**

An association of parents dedicated to the promotion and support of French as a Second Language instruction. It provides valuable resources and information and organizes events such as summer camps, conferences and book fairs. Among the useful resources published by CPF are the reference books: [So you want your child to learn French!](#), [More French, s'il vous plaît!](#), and [The State of French as a Second Language](#). website: [www.cpf.ca](http://www.cpf.ca)

### **Canadian Parents for French - Ontario (CPF)**

176 Gloucester Street, Suite 310

Ottawa, ON K2P 0A6

Tel: 1-800-667-0594

(416) 422-3554

Fax: (416) 422-4669

website: [www.cpfont.on.ca](http://www.cpfont.on.ca)

### **Community Colleges**

Conversation French courses

Saskatchewan Learning

website: <http://www.sasked.gov.sk.ca/docs/francais/frlang/index.htm>

### **Government of British Columbia**

website: <http://www.bced.gov.bc.ca/educprofps.htm>

## Publishers and Bookstores

### **Beaux Books**

14845-6 Yonge St., Suite 216  
Aurora ON L4G 6H8  
Tel: 905-773-7698  
e-mail: [www.beauxbks@aci.on.ca](mailto:www.beauxbks@aci.on.ca)

### **Chenelière McGraw-Hill**

7001, boul. Staint-Laurent  
Montréal, QC H2S 3E3  
Tel: 1-800-565-5531  
[www.dlcmcgrawhill.ca](http://www.dlcmcgrawhill.ca)

### **French Bit By Bit**

Tutor Enterprises  
15 Ziraldo Road  
St Catherines ON L2N 6S7  
Tel: & Fax: 905-937-2128  
e-mail: [info@softwareforlanguages.com](mailto:info@softwareforlanguages.com)

### **Groupe Beauchemin, éditeur Ltée**

3281, avenue Jean-Béraud  
Laval, QC H7T 2L2  
Tel: 1-800-361-4504  
[www.beaucheminediteur.com](http://www.beaucheminediteur.com)

### **La Librairie Française**

CP 299, 5617 8th Line  
Hillsburgh, ON N0B 1Z0  
Tel: 519-833-0328 or 1-800-420-3003  
Fax 519-833-2242

### **Les édition Duval**

18228, 102e Avenue  
Edmonton, AL T5S 1S7  
Tel: 780-488-1390  
[www.editonsduval.com](http://www.editonsduval.com)

### **Librairie Champlain**

A French Bookstore  
468 Queen Street West  
Toronto, ON M5A 1T7  
Tel: 416-364-4345  
Wide selection of books, videos and software

### **Librairie Champlain - L'Amicale**

707 Simcoe South  
Oshawa, Ontario L1H 4K5  
Tel: 905-434-7676  
[www.cofrd.org](http://www.cofrd.org)

### **Scholar's Choice**

145 Kingston Road E., Unit 11  
Ajax, ON L1S 7J4  
Tel: 905-426-9224  
Selection of novels, tapes and workbooks

### **Scholastic Canada Ltd**

175 Hillmount Rd  
Markham, ON  
L6C 1Z7  
Tel: 1888-752-4690  
[www.scholastic.ca](http://www.scholastic.ca)

### **The Rosetta Stone Language Library**

Fairfiled Language Technologies  
135 W. Market Street  
Harrisonburg, VA 22801 USA  
504-432-6166 or 1-800-778-0822  
Fax: 540-432-0953  
[www.rosettastone.com](http://www.rosettastone.com)

### **Tralco Educational Services Inc.**

1030 Upper James Street Suite 101  
Hamilton, ON L9C 6X6  
Tel: 1-888-487-2526  
Tax: 905-575-1783  
[www.tralco.com](http://www.tralco.com)

## Phonics

Here are a few little tips to help you with pronunciation:

- é is pronounced “ay” as in the word “hay”
- è is pronounced “e” as in the words “elf, elk”
- ê is also pronounced “e” as in the words “elf, elk”
- ch is pronounced “sh” as in the words “shout, shoe”
- ç used in front of the following vowels a, o, u and is pronounced “s” as in the words “sole, salmon”

Practice pronouncing these vowels by adding them to different consonants:

<b>b</b>	<b>a</b>	<b>=</b>	<b>ba</b>
<b>ch</b>	<b>e</b>	<b>=</b>	<b>be</b>
<b>d</b>	<b>i</b>	<b>=</b>	<b>bi</b>
<b>f</b>	<b>o</b>	<b>=</b>	<b>bo</b>
<b>j</b>	<b>u</b>	<b>=</b>	<b>bu</b>
<b>l</b>	<b>é</b>	<b>=</b>	<b>bé</b>
<b>m</b>	<b>è</b>	<b>=</b>	<b>bè</b>
<b>n</b>	<b>ê</b>	<b>=</b>	<b>bê</b>
<b>p</b>			
<b>r</b>			
<b>s</b>			
<b>t</b>			
<b>v</b>			



**Le conseil scolaire du district de Durham  
2005**